



NEWSLETTER


Central Arizona Model Railroad Club
May, 2021

PRESIDENT'S MESSAGE

by Bob Northington

THE CLOCK IS TICKING!!

Less than three weeks until our first club event in over a year!! So, looking forward to seeing you all at the Heritage Zoo on May 22nd. This should be a great time for re-connecting with old friends, having a bite to eat and swapping some train stuff! If you have not RSVP'd to Doug Gilliatt yet, please do so now, so we know how many sandwiches to buy. Don't forget that we'll be able to enjoy the zoo afterward.



Beat The Heat is shaping up! At this point we have 54 tables sold. Contact Doug or Dick for details.

A garage sale was held back on April 17 & 18 to help sell Lorne Noyes' extensive train collection on behalf of his niece Joy. A big thanks to Terrell Tinkler (who hosted the event), Richie Scanapico, Fred Williams, Doug Gilliatt, Don Pease and Norm Delucchi for helping with all the arrangements and what-not. Apologies if I missed someone in that list of names.

Terry Fearn informs us that there should be some news about us reconvening at the First Lutheran Church hopefully by mid-Summer.

Until next time, I'll leave you with this: (thanks to Richie Scanapico for this month's contribution)

SCHEDULE

CAMRRC regular meetings are held on the second Wednesday of the month. They feature tables where you are welcome to bring items for sale and most months also feature a program. They are also a great way to get together with your fellow members. Meetings begin at 6:30pm for socializing and swapping and the meeting starts at 7pm. Meetings are held at the Prescott First Lutheran Church, 231 W. Smoketree Lane off Willow Creek Road

No **CAMRRC** monthly meetings are scheduled at this time

May 22 - CAMRRC Picnic - see the flyer this page

August 21 - Beat the Heat Meet - see the flyer in this issue

BOARD MINUTES

by Doug Gilliatt

Old business:

The club Spring Picnic/Meeting/Swap meet has been scheduled for May 22nd from 1 to 5 PM and will be held at the Heritage Park Zoo pavilion in Prescott. Fred was checking in to what time we would be allowed to set up.

Masks will still be recommended. Social distancing will be observed if possible. Hand Sanitizer will be made available. A final e-mail will be sent to members to 'save the date' in early May to get a final count of attendees so meals/drinks can be ordered.

Much discussion was held on the items donated to the club and whether to bring some to picnic to offer to members for free or?

It is possible Fred might place some items in the Paper Swap meet e-mail to offer to members. All this still needs to be decided as the club has quite a bit of 'donated' items.

Allan will be picking up Mr. Levi's items and will work with Fred and other members to decide the disposition of said items.

New Business:

The License from Prescott Valley has been obtained for the BTH. As of today, 54 tables

have been sold. The Club purchased a Lionel train set and it will be used as a raffle prize at BTH.

Terry Fearn informed the Board via an e-mail that the First Lutheran Church on Smoketree Lane is still evaluating when they will open the meeting hall to outside groups. Early to midsummer may be a possibility for our club meetings to resume at the church.

CAMRRC Spring Picnic/Meeting/Swap Meet
LAST UPDATE We need your response.

CAMRRC is having a Picnic/Meeting/Swap Meet on May 22nd from 1 to 5 at the Heritage Park Zoo in the **pavilion**. We need a count of members/Spouses etc that will be attending. **If you are coming, please let me know. Also, if you will be wanting a Subway Sandwich (Let us know your choice which will be either a Turkey, Ham or Cold Cuts sandwich) and included is chips and a cookie.**
(Trainsfan@aol.com)

Save that date for yourself and your significant other. Again, the club will be supplying Subway sandwiches as well as the drinks. Entry to the zoo is free to attendees so those not interested in the meeting or swap meet are free to explore the zoo.

Masks will still be recommended, and Social Distancing will be practiced when possible. Hand Sanitizer will be available.

Bring the items you would like to sell after the lunch/meeting.

BOARD OF DIRECTORS

BOB NORTHINGTON, President	310-344-9080
TOM MC COLLOCH, Vice President	928-237-4666
DOUG GILLIATT, Secretary	480-390-0320
FRED WILLIAMS, Treasurer	909-855-6052

Board Members

ALLAN STEVES	480-282-2594
RICHIE SCANAPICO	928-515-9388
DICK GAGE	802-272-1352


Website: <http://trainweb.org/camrrc/> Editor: Peter Atonna: mjatonna@gmail.com
Facebook: www.facebook.com/groups/409718243722049/

The next Board Meeting will be an in person meeting on June 4th at 10 AM at Dick Gage's house.


MORE PRESCOTT AREA RAILROAD PHOTOS

by Anthony Piscitelli

Hi everyone, here are some more Prescott area railroad photos from my collection.



ATSF #9440 Prescott roundhouse circa July 1948



ATSF double header leaving Mayer and heading to Prescott circa 1939



ATSF #1640 at Skull Valley circa 1948




ATSF #2412 Prescott roundhouse circa 1930


COUPLER PROJECT

by Walt Bouman

I wanted to put Kadee couplers on my Shea and LGB Rio Grand Diesel. I took about two and a half hours to put the Kakees on my LGB Rio Grand Diesel and about the same on my



Bachmann Shea. Photos of the Locomotives



Now working on my Two Backmann Climax with Kadees. I used Kadee # 779s

COAL FOR THE POWER PLANT

by Tom McColloch

I continue on the construction of the Western Division of the Rochester & Lake Erie. Though the layout is fully operational, I am building structures and adding scenery to make the layout more complete.

The latest project is modeling the coal unloading facilities at the local power plant. I built a Walthers kit for a coal dump house, where bottom dump cars discharge coal into a hopper below the tracks. The kit was not intended specifically for this, but it has large doors on both ends and is fitted with rails to pass through the building.

I cut an opening in the floor and fitted that with a grate to give the look of a coal dump. The belt conveyors transferring coal from the dump house to the power plant building are scratch built from styrene. I also scratch built the structural steel tower that supports the conveyors.

There was an existing siding near the powerhouse, which I did not want to realign, so the support tower straddles that track.

I also built the Walthers substation kit, and will locate the substation near the power plant building. I will be adding some additional

equipment around the building to help complete the scene.

Visitors are welcome to come see the layout, now that the Covid restrictions are lessening. Just contact me if you would like to come by.



LORNE'S ESTATE SALE

by Terrel Tinkler



Lorne's niece Joy and Dick Gage.



Anthony Piscitelli.



Terrel and Richie Scanipico.



Bob Pratt.



Donn Pease and Fred Williams (facing forward)

Photos from April 17, 2021 in Terrel's driveway.
All these folks helped in some way.

MORE WORK ON THE LAYOUT

by Joe Augusta

Enclosed are photos of a revised and corrected grade for my HOn3 line. While I don't have photos of the old grade I hope that we can follow the new grade via the sequence of photos.

The first photo shows a scratch built girder bridge and underneath the columns you can see to pieces of bare wood where I had to raise the bridge.




This process was quite the juggling act as I had to drop the overhead catenary wires first before proceeding.



This photo shows masking off and applying an acrylic wash

Look closely at the this photo. Underneath the track is the plastered sides of the new grade. the grey part underneath is the old grade. These photos are a top view showing a wooden block underneath the track. these were spaced between 12 -16" apart and were guide blocks for the 2" pink ridged foam insulation.



Here is a Blackstone Mikado pulling six cars up a 3.125 grade with no slippage.



Finally, in the last photo is a re-gauged GP 7 in helper service only as a view and not necessary for power.

Some final thoughts:

- + I did not do proper planning of the grade before the bridge was over 5%.
- + While not uncommon for some of the old mining roads, it was too much for a small scale light weight engine and perhaps the larger



FRED RUNS ON TOM'S LAYOUT

By Fred Williams

My tourist excursion train that recently took a tour of Tom McCulloch's layout. Odd thing, all the passengers have black hair. I think they might all be from China.



scales have an advantage in this case. The rest of the grades average between 1.25-1.5% grade with one other 3.125% grade.

+ Also I found out that not all dry wall mud is created equal. I've done a bunch of dry wall in the past but standard drywall spackle will not dry when applied to pink foam insulation as the insulation is too porous.

+ After returning the spackle to True value, I was told only to use a vinyl base spackle which worked out fine.

+ On main line railroads as well as most layouts, 2% is usually the maximum grade.

+The benchmark formula for all grades: the rise divided by the run times 100 = grade.

THE LATEST ON GREG'S LAYOUT

by Greg Picard

Here's another scratch built structure on the Res on my Grizzly Creek Railroad. I can smell the tacos! Yum.



NATIONAL GEOGRAPHIC ADS - MAY

'52

Courtesy of Bongo



**memories
you'll treasure**
all the rest of your life

...the sights you'll see and the
comforts you'll enjoy on any one
of Santa Fe's 5 great trains

Santa Fe

between Chicago and California,
through the colorful
Southwest Indian Country

Super Chief
Chief
El Capitan
Grand Canyon
California Ltd.



Clearing the track of clickety-clack

You ride in comfort on longer-lasting rails because the song of the track is being stilled

Like the paddleboat whistle on the river, the clickety-clack of wheels on rails is on its way to becoming a memory.

This familiar clatter and chatter has been like music to some of us when we travel. But it's been a headache to others... particularly our railroads.

Wheels pounding on rail joints cause jolting and wear as well as noise. And wear means expensive repair or replacement of rails and the bars that connect them.

ELIMINATING RAIL JOINTS—"Ribbondrail" is becoming important news because it provides a way to solve the high cost of joint maintenance by eliminating the joints themselves.

RAILS BY THE MILE—"Ribbondrail" is formed by welding the rails together under pressure in the controlled heat of oxy-acetylene flames. The welding is done on the job before the rails are laid... and they become continuous ribbons of steel up to a mile or more in length.

Mile-long lengths of rail in use may seem impossible because of expansion and contraction under extreme changes in weather and temperature. "Ribbondrail" engineering has solved this problem... reduced rail maintenance cost, and created the comfort of a smoother, quieter ride.

A UCC DEVELOPMENT—"Ribbondrail" is a development of the people of Union Carbide. It is another in the long list of achievements they have made during 90 years of service to the railroads of America.

PRIDE: Learn more about the interesting things you see every day. Write for the 1952 edition of the booklet "Products and Processes" which tells how science and industry use the **HYDROGEN, CARBONS, CHEMICALS, GASES and PLASTICS** made by Union Carbide. Ask for booklet B.

**UNION CARBIDE
AND CARBON CORPORATION**
30 EAST 42ND STREET NEW YORK 17, N. Y.

UCC's Trade-marked Products of Alloys, Carbons, Chemicals, Gases and Plastics include:

PROXY-G-LITE Acetylene • LIQUID OXYGEN • FERTILIZING and TRUCK AND FARMER • BAKELITE, KRYDOL, and VINYLITE Plastics
SYNTHETIC ORGANIC CHEMICALS • NATURAL CARBONS • ACETYLENE ENRICHERS
PERMANENT GAS • BURNING STEELER ALLOYS • ELECTRODEPOSIT ALLOYS and METALS • ULTRACRYSTAL Fluorides and Borates



Prescott Area

BEAT THE HEAT

SWAP MEET

Model Trains, Accessories & Toys

At the Liberty Traditional School

3300 N. Lake Valley Rd, Prescott Valley, AZ 86314

Saturday, August 21, 2021: 9am - 1pm

Presented By:

The Central Arizona Model RR Club

Adults \$5.00 – Children 12 and under Free

Contact: Dick Gage © 802-272-1352 or Doug Gilliatt 480-390-0320

Table Reservations \$30.00 per table in advance

**** 1 Free Admission with Each Table purchased ****

Dealer Setup Time 7-9 AM – No Early Public Admission

The CAMRRC is Not Responsible for Lost or Stolen Items

Please Note: FACE MASKS ARE REQUIRED IN THE HALL

Name _____

Address _____

Phone _____ **Email** _____

of Tables _____ **(Limit 4 per seller) @ 30.00 each** _____

Helper Name _____ **@ 4.00 **** _____

Helper Name _____ **@ 4.00 **** _____

Lunch Reservations (sandwich, chips, soda) _____ **@ 7.00 ea** _____

Special Requests _____ **Total** _____

**Make Checks payable to: CAMRRC and mail to
CAMRRC, 514 Goshawk Way, Prescott, AZ 86301**